



Type 17 Auger Tip
For faster, easier entry; helps prevent splitting.

Flat Head
Grade 305

Trim Head
Grade 305 and Marine Grade 316

Reinforced Flat Head with Nibs
For greater strength and better countersinking.

Headcote
Color coated heads in colors to match popular decking products.

Trim Head with Nibs
For better countersinking.

Star Drive
Favored by professionals; extra deep recess reduces cam-out.



Smart-Bit®
compatible



Depth Setter
compatible



Collated
available

ABS Wood
+1-352-508-4990

HEADCOTE® 305 and 316

Stainless Steel Screws with Color Coated Heads for Hardwood, Cedar, Redwood and Pressure Treated Decking

Headcote® 305 and 316 screws are designed to blend with all types of wood decking, including cedar, ipe, mahogany, and meranti. These premium quality deck screws feature extra deep star drive recesses, type 17 auger tips, and trim or reinforced flat heads. Headcote screws are available in both Grade 305 and Marine Grade 316 stainless steel for superior corrosion resistance. They are also available collated for use with the Muro® Ultra Driver tool.

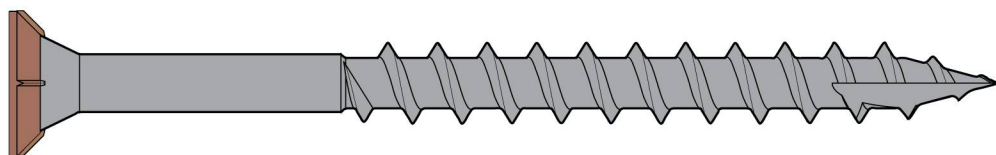

Headcote 305 and 316 screws match the profiles of **Smart-Bit®** Pre-drilling and Countersinking Tools. For materials that require pre-drilling, especially hardwoods, this product combination makes it easy to achieve a clean and professional finish.

Approved for use with ACQ treated lumber. For applications exposed to salt air, near large bodies of water, swimming pools or other areas where corrosion is more likely to occur, use Marine Grade 316 Headcote or Marine Grade 316 Deckfast® Stainless.



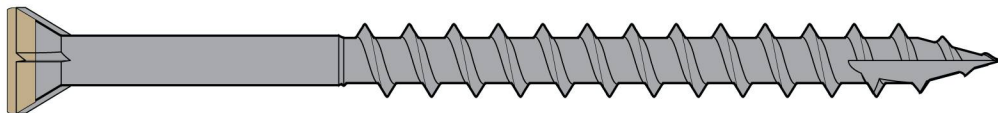
Headcote® Brown (#34) screws are a perfect match for ipe and other hardwoods. Headcote screws are also designed to work with Smart-Bit® Pre-drilling and Countersinking Tools, for a perfect finish.

Sizes



Headcote Stainless Flat Head (Grade 305)

T-20 star drive: 6 x 1 1/4" • 8 x 1 5/8" • 8 x 2" | **T-25 star drive:** 10 x 2 1/2" • 10 x 3"



Headcote Stainless Trim Head (Grade 305 and Marine Grade 316)

T-15 star drive: 7 x 1 5/8" • 7 x 2 1/4" | **T-20 star drive:** 8 x 2 1/2" • 8 x 3"

Packs



100 pc.
Accessory
Pack



350 pc.
(100 sq ft)
Deck Pack



1050 pc.
(300 sq ft)
Contractor Pack



1750 pc.
(500 sq ft)
Pro Pack



One Pound
Box



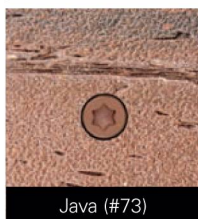

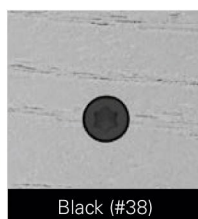
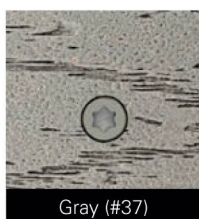


Five Pound
Box



900 pc./1500 pc.
Collated for Muro®
Driver Tools

Color samples



Additional colors available. For color matches with popular decking products, see the Deck Matcher in print (back cover) or online